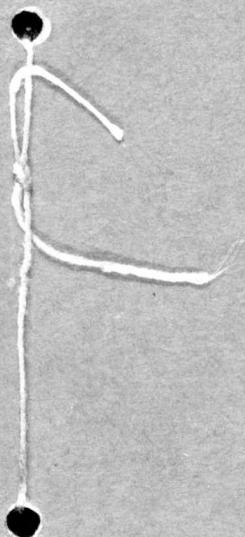


TERSE TRICKS.
ARTISTIC MYSTERIES
P. Sewell
MAGICIAN



P. Sewell

EX LIBRIS




WILL ALMA

M.I.M.C. (LONDON)

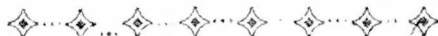
TERSE TRICKS

by

Len. J. Sewell.



Member - Order of Magi
Manchester,



PREFACE



Had not the war intervened, readers of this little booklet might have been perusing a more pretentious work entitled MAGIC HINTS, which I was about to have published. Circumstances prevented this however and until such times as I am able to carry out my original intention I venture to place the following collection of tricks upon the market. Readers may be interested to learn that this booklet has been printed on a home made machine, while the typesetting and binding are my first efforts - which will account for any erratic printing etc, that may occur. ;

THE SYMPATHETIC CANDLE

Effect.

Pack of cards shuffled, card selected and placed in card box. Candle shown and wrapped in sheet of note paper, wick end projecting. Light candle and ask assistant to hold box over flame. He then opens box and finds pips have vanished from card leaving it blank, candle pushed out of paper and pips found to be arranged down sides of candle.

Required -

Pack of cards, Brass Card box, and a candle faked as follows:-

First take an ordinary candle and stick say three diamonds cut from another card down each side. Now make a paper shell, just a sliding fit for the candle.

Presentation :

This is simple, have card box loaded with blank card, force 6 of diamonds and put in box. Take faked candle out of stick and wrap in note paper,

putting elastic band round to keep it tight. Light candle and have box held over it. Now ask assistant to open box, in which he of course finds the blank card. Candle is now pushed up, taking care to let the shell remain inside note paper (a speck of wax on shell will help this). Count pips on candle and ask if correct

.....

:...: THE MUSIC MYSTERY :...:

Effect :-
 Performer shows a sheet of blank manuscript paper, also a bottle of ink. Paper after being examined is rolled in a piece of brown paper, the ends of which are tied up with the ends of two long lengths of silk ribbon. The roll is now tipped in to a vertical position and the contents of the ink bottle poured into it. Spectators are now asked to write down the names of their favourite songs on pieces of paper. These are collected

one being selected. The chooser is asked to think of the selected song and given the end of one piece of the ribbon to hold. The other ribbon is given to pianist, who while the chooser is thinking, thumps out a terrible discord of notes on the piano. The Mss. paper is withdrawn from the roll and instead of being covered with ink it is found to be a perfect piece of music, the title of which corresponds with the chosen song.

Explanation :

The above effect is an adaptation of the old parasol and mat trick. In this case the mat is represented by the sheet of brown paper which has a secret pocket in one end. The Mss paper and piece of music representing the two parasols. The evanishment of the ink is accomplished by means of an Aquarius tube loaded into the blank paper in rolling it up. The use of the silk ribbons is of course simply for effect. It is hardly necessary to state that the song is forced. Personally, I use a changing basket as described in Behind the Scenes with the Mediums.

.....

5

THE
ELUSIVE GEM



Effect.

A member of the audience, having been invited on the platform, is given a small box to examine. The performer next shows a big diamond and an empty envelope. The diamond is given to person with box with instructions to place it in the box and then put the box in their pocket. Performer now seals the envelope, and after putting a stamp on it asks someone to mark it. The envelope is then stood in front of a blotting pad in full view. Performer next takes his pipe out of his pocket and fills it with tobacco, he then lights up and after taking a few puffs finds that his pipe will not draw. Upon investigation the reason of this is found to be that the tobacco has vanished its place being taken by the diamond. The small box is then opened and a stamp has taken the place of the diamond, and on turning the envelope round it is seen to be minus the stamp and upon

opening the envelope the missing tobacco is found.



Explanation

The vanish of the diamond (which is of the paste variety) and the appearance of the stamp is accomplished by means of a vanishing thimble case which can be obtained at most magic depots. The envelope has a false back behind which is hidden the necessary amount of tobacco, equal to that vanished from the pipe. The stamp is an ordinary one having the gum cleaned off and the back blackened, a coating of gum being put on the front side instead. The blotting pad is covered with black paper, and it will be seen that if both sides of the stamp be mol

9

-tened and stamp placed on in the usual way, the stamp will be only slightly stuck to the envelope. If now the envelope be turned round and the stamp pressed up against pad it will become fastened to it and will not be seen on account of its back matching the blotter. The change of tobacco in pipe is done with the aid of a tin fake as shown in Fig I A. This fake fits bowl of pipe and is provided with two compartments, the dividing partition being perforated to allow the tobacco which is placed in the top portion being smoked. The diamond is secreted in in the bottom part ; thus if the fake be palmed out the diamond is left in the pipe. Note : Thimble case should be given to assistant with drawer half out so that when stamp is inserted and drawer closed the duplicate diamond is pushed into position.



AN IMPROVED ? VANISHING DICE.



The trick wherein a covered dice is brought to the front of the stage and there vanished is fairly well known to magicians. The little improvement I am about to describe enables the performer to show the die is under the cloth at any stage of the trick.



Fig. 1.

Looking at Fig 1 it will be seen that the apparatus necessary to accomplish this effect is very simple. The main part of it is the same as used for the old effect, namely a dark coloured handkerchief (double) having a cardboard

2

fake the same size as the dice concealed between. (A) represents another fake the same size, this has one side covered with the same kind of cloth as the hanks, the other side being made to represent one side of the dice. This fake is hinged to the cloth as as shown.

Presentation

To present the cloth is placed over the the die with flap hanging down in front. Now grasp the whole lot with the left hand, and slide over trap let die drop and carry fake cloth to front. One corner of cloth is then lifted and die (really false flap) shown. Of course a shake of the cloth will now vanish it.



THE
CRYSTAL CARD BOX

The effect of this little novelty is very simple, it is the appearance of two cards

in a glass box, previously shown empty, the box being hung in mid-air all the time.

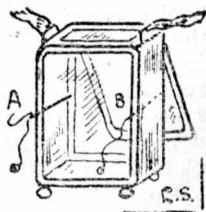


Fig I.

The apparatus required for this effect consists of firstly, a glass box held together by means of a metal framework as shown in Fig I. Two of its sides marked 'A' and 'B' are made of metal and painted dead black inside. These sides which are just a little wider than one third of an ordinary playing card have two small holes drilled exactly opposite one another in each of their side flanges. Through each of these pairs of holes runs a needle having a black bead and short length of thread attached to its eye. Two triple fold folding

cards with black backs are also required. These folding cards are concealed in the sides 'A' and 'B' before mentioned, and are held in a folded condition (backs outward) by means of the needles running through the holes in the side flanges.

Presentation.

The presentation will be fairly obvious, the box is loaded with the two folding cards, and under cover of a wave of a fan, or flick of a handkerchief the beads are pulled, thus releasing the cards to view. One card is of course only produced at a time.

.....
.....

THE PHANTOM COLOURS.

Under the above heading I propose to describe a neat little pocket trick. The effect is as follows :- Performer shows

six pieces of different coloured tissue paper, also six cigarette papers. To begin with someone is asked to select any one colour, and then screw it up inside any one of the cigarette papers. The little ball thus formed is then stuck on a needle, the needle is then stuck on the table in front of the one who chose them. A book is now introduced, and a word selected, the chooser is then asked to unwrap the two papers, upon doing so the chosen word is found imprinted in the selected colour, on the cigarette paper, while the coloured paper bears the same word written in white.



It must first of all explain that word is forced, so many methods of doing this

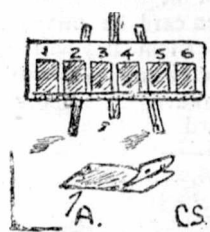
have already been explained that further comment is unnecessary. Having selected the word to be forced and the six colours to be used, the word is written on six duplicate cigarette papers in corresponding coloured crayons. Six duplicate coloured papers are now treated in a similar manner, the writing being done in white. These six papers are now wrapped round the prepared white ones. Six darning needles are now faked by having the eyes ground away and points ground in their stead. The prepared balls are then stuck one on each needle, the needles in this condition are stuck (in known order) just under the coat lapel on the lining. All is now ready for presentation. Having had the papers selected and word forced, the performer takes the needle with chosen colour on it, from his coat, and concealing the duplicate ball between the thumb and finger, he presents the opposite point to the chooser. In sticking it on the table the needle is reversed and chooser's ball 'B' palmed off, in the same movement needle is stuck in table.

.....

HERE, THERE,
AND EVERYWHERE.

Effect,


Performer takes a pack of cards and after giving them a (false) shuffle a spectator is invited to cut them and take the card on top of the bottom portion, while chooser is taking note of his card performer deals off 5 other cards from the top of the pack. He then takes the selected card and mixes it up with the other five. These six cards



after having been shown all different are again shuffled and placed in a row on a small easel as shown above. The chooser is now invited to guess under

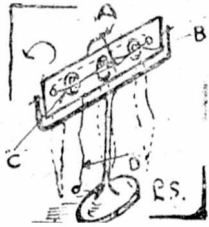
which number his card is, and strange to say, no matter what number he asks his card is sure to be under it, even though he change his mind half a dozen times.

To begin with the card is forced by means of a long card. We next require 5 duplicates of the card to be forced, also 5 indifferent cards. These are made into similar cards to those used for the four ace trick wherein the four aces are cut short and stuck at the bottom to other cards. These 5 cards are secretly placed on top of the pack to be dealt off when required. If now the chosen card be mixed with these 5 on riffling them they will appear to be indifferent, when each card is shown singly however it appears to be the chosen card.



A SILKEN MYSTERY.

The effect of this item is as follows :-
 Performer takes three coloured hanks from a small stand. Next he folds a piece of newspaper into a cone, in this he places the three hanks and then closes the mouth of the cone. The cone is now waved in front of the empty stand when immediately the three hanks leave the cone and appear on the stand again,



As will be surmised, the stand alluded to is mainly responsible for this effect. This being the case I will proceed to describe its construction first. Looking at the above sketch it will be seen that it consists of an oblong piece of

wood covered with black velvet, pivoted on a metal base. The revolving piece of wood has a hole drilled in it, at either end, and threaded through them is a piece of black elastic provided with a small loop at each end as shown. The purpose of this will be seen later. Next three small hooks (to fasten the hanks to) are fixed on either side. Three duplicate silks are fastened to the hooks on the side which the looped ends of elastic are. The hanks are first rolled up as small as possible, the elastic loops then being pulled over them until the loops overlap, one loop is slipped through the other and a needle having a short length of thread attached to it is stuck through it, thus keeping the hanks concealed, the thread is then passed over the top so that it hangs down in front. It will now be seen that if the thread be given a downward pull, the back of board will be brought to the front, and simultaneously the hanks will be released. The vanish from the cone is already well known. The presentation of this effect will I think be self evident.

.....~~SECRET~~.....

ALFRED
775-2
2657

U.S. 1/2

SWAN PORTLAND CEMENT LTD.

OFFICE AND WORKS:
PORTLAND HOUSE
RIVERVALE, W.A.

TELEP

TERSE TRICKS

Len J. Sewell

- Will Alma Esq -
21 Sebastopol St
N. Caulfield
Melbourne
Victoria

If not claimed in 7 days please return to
above address.

