




**WONDERS OF
THE EAST.**

**Wu-Fang-Sing.
M.L.I.M.C.**


EX LIBRIS



— **WILL ALMA** —
M.I.M.C. (LONDON)

BY THE
SAME
AUTHOR

ORIENTAL
TEMPLE
OF MAGIC



Wonders of the East.

By Wu-Fang-Sing. M.L.I.M.C.



COPYRIGHT.

Printed by The Leeds Inner Magic Circle, and
published by W. Geary. Parkside Dewsbury
Road, LEEDS. II, July 8 th, 1938.

CONTENTS,

I-UZIT RABBIT VANISH	5.
EZ-EE PACKING CASE ESCAPE	8.
CASKET OF ALLAH	11.
THE LUNG HI PRODUCTION	15.
DOVE FOOD FORMULA	19.
A USEFUL ACCESSORY	20.
THE DOVE OF WANG POO	22.
THE W.F.S. FLAG TROPHY	25.
THE MAGIC MARKET	30.

PREFACE


In presenting this, my second book on magic, I do so in the hopes that the contents will be as welcomed as those published in my first book, "THE ORIENTAL TEMPLE OF MAGIC."

In response to very many requests, I have included herein, my "FLAG TROPHY" effect. This is the exact version I performed at many of the largest Coronation gatherings last year.

I also wish to take this opportunity of recording my appreciation for the countless number of letters I have received from fellow-magicians who have now incorporated the "Mongolian Table" (as published in my first book) in their acts, and in conclusion, I shall at all times be pleased to render what assistance I can to any reader in difficulties on magical matters.

SUCCESS BE YOURS,

Wu-Fang-Sing, M.L.I.M.C.



A Leeds Inner Magic Circle's publication

I-UZIT RABBIT VANISH

The effect I am about to describe, has always been one of my favourite features. The vanish is clean, snappy, and takes but a second to prepare for the stage.

EFFECT. An assistant enters carrying an oblong box, and stands centre stage. A rabbit which has just been produced, is placed within the box, a pistol shot, is fired, the front and back doors lower disclosing an empty shell box, leaving no possible clue as to the whereabouts of the rabbit, or whatever live stock you wish to vanish.

SECRET. The trap into which the rabbit is put, is an ordinary V trap, its door fitted with a self-locking catch. This trap is fitted into the bottom of the box, with the deepest end facing the front. Fitted on the front door, is a small stop which prevents the trap from moving until desired.

It will at once be observed, that when the front door is opened, it will give cover for the trap. In my model, this door is spring-hinged to ensure that its pace, upon opening, will be a little quicker than that of the back door.

The trap and both doors all move at the same moment.

There is no fear of the audience seeing

WONDERS OF THE EAST.

the falling trap, as this is amply blotted out by the opening doors, more so, if the front opens slightly in advance of the other.

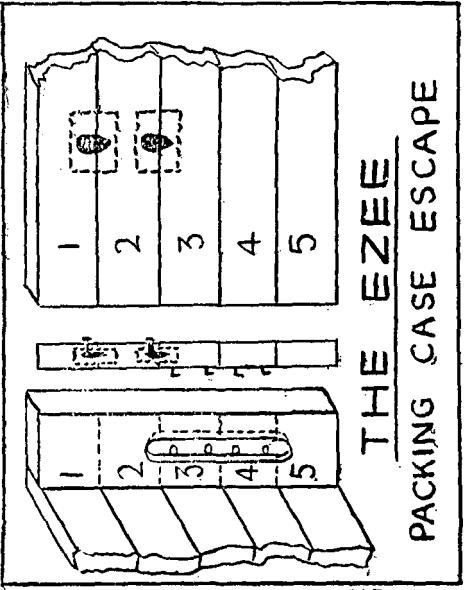
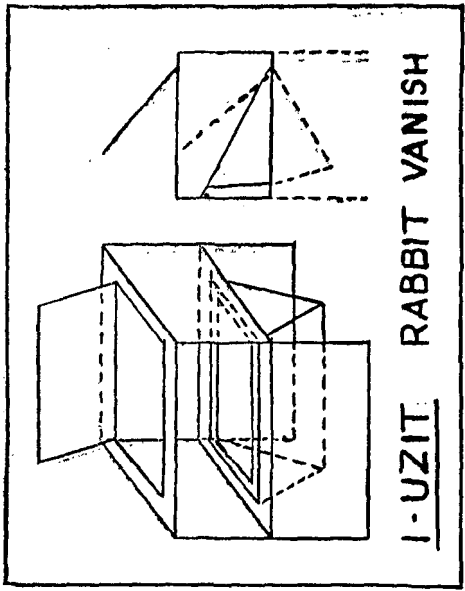
Upon a given signal, the assistant has only to release the doors, which automatically allows the trap to lower under the box, any noise of the falling trap is covered by the fall of the doors.

CONSTRUCTION. The box is made of three plywood, with 3/16ths sides and bottom, my model measures 10 X 9 X 9 inches, the trap is 8 X 8 inches. In drawings I have omitted to give measurements but have reduced each to one tenth of the exact size of my model.

The front and back doors are hinged at the bottom and are 10 X 9 inches, and are released by slightly moving a metal pivotal bar on one end of the box. In the edge of each door is a protruding pin, which engages a slot on each end of the bar. A small hole is drilled centrally and screwed to the side of the box.

The trap can easily be concealed by painting a panel effect inside the box,

The only fault I have with this effect is, the box cannot be taken to pieces at the end.



EZ-EE PACKING CASE ESCAPE

At the offset, let me hasten to tell you, I am not an escapologist, neither am I too conversant with their methods of escape, and the evolution of this idea, was to me accidental. Some years ago, I accepted an engagement at a South Yorkshire flower show, and less than a week prior to the date, I was asked if I could include some publicity effect to create still more interest in the Show.

I requested a local packing case manufacturer to make for me, a really strong and unprepared packing case, I told him I wanted a proper strong job, one that would stand looking at, and employ nothing but the strongest screws and good timber not less than one inch thick, in fact I had not the slightest objection to the case being iron hooped.

Needless to say, this caused quite a lot of talk, and incidentally, far more admission tickets sold. The Committee put the case on show, prior to the date, and invited examination.

On the morning of the show, the case had been placed into a tent in readiness, I also discovered that I was the only person, except of course, my three assistants, to have arrived on

WONDERS OF THE EAST.

the spot. Taking full advantage of this, we very quickly started to prepare the case.

To my delight, I found that the ends were made from five pieces of one inch wood, which were screwed to two upright battens, each board was held by five screws at each end, the boards of course, ran horizontally. I removed the top four boards, then by means of a grooving plane, I cut a groove down the inside of each batten, these grooves do not run the full length of the batten, but started about four inches from the top and bottom. The grooves are half an inch deep, also half an inch wide.

Four screw eyes are screwed into each groove in such a position that would be taken by the boards when replaced.

For the purpose of explanation, we will refer to the boards as follows: No. 1 board being the top, then No. 2 for the second and No. 3 for the third, No. 4 for the fourth and No. 5 for the bottom board.

About one inch from the ends of boards 3 and 4, I fitted two square screw hooks, care being taken to see they will engage in the screw eyes in the grooves when the boards were replaced. This may sound misleading, but if you follow the sketches everything will be quite plain. These

WONDERS OF THE EAST.

boards are simply held to the battens by means of the screw hocks and eyes, the grooves allowing for these to be sunken, and therefore concealed.

Into each of the top edges of boards 2 and 3, cut two mortice slots, these should be 4 inches long, 2 inches deep, and a quarter of an inch wide. Into each of the bottom edges of boards 1 and 2, two more mortices exactly as before are also cut, and into these slots swinging metal tongues are fitted. It must be noted that these boards are not provided with hooks or eyes, Board 1 is now replaced on to the battens by means of the original screws, to complete the job.

Boards 4 and 3 are hooked to the battens in their positions, to be followed by board 2 which is the key board.

The two pieces of clock spring are pushed between the boards to move aside the metal tongues.



CASKET OF ALLAH DOVE VANISH.

Since the publishing of my first book, *The Oriental Temple of Magic*, I have received quite a number of letters from magicians asking me when I intended to publish this effect, as it had been expected in my first book. In now doing so, I hope readers will find it as useful as I have.

EFFECT

Standing centre stage is a low stool, the drape is raised, to show that nothing is being concealed under the stool, also the top is less than one inch in thickness. Suspended by a rope from the roof is a highly coloured box, this box is now slowly lowered onto the stool. The lid is removed, and six doves just produced, are placed one by one into the box, the lid replaced. The box is now raised into mid-air, a crash of the gong, the box is slowly lowered into the arms of an assistant. The box is taken to pieces and each section shown both sides, and passed to a second assistant, leaving no trace as to the whereabouts of the doves.

Truly a spectacular effect, very suitable for those Oriental acts who are looking out for something away from the beaten path.

WONDERS OF THE EAST.

SECRET.

The box is made in six sections, lid, bottom and four sides. The lid is made from five ply wood the sides are frames made from one inch square deal, and in order to save weight, are covered with silk or satin. The bottom is also made of five ply wood, but has a square trap in the centre and hinged as a lift up door. If you cut out this trap with a fine fretsaw, it will be easily concealed. In my model, I use the letter S, to mask this trap. In the edge of the box bottom four screw eyes are fixed, to which, short ropes are attached, These terminate at a large metal ring, on which it can be hooked to the fly line.

The top of the stool is faked by cutting out a slightly smaller trap, than that in the bottom of the box, a lift up door, made from three-ply wood is then fitted.

A flat bottom bag is fastened by its top, to the inside edge of the cut out, The sides of the bag are made from fine netting, and the plywood bottom must be a tight fit into the cut-out in the stool top. Owing to the small space required, when the trap is collapsed, the trap bottom can be pushed into the stool cut out, thereby concealing the trap within the thickness of the stool top.

WONDERS OF THE EAST.


When the doves are placed into the box, they are put through the box bottom trap into the stool and as soon as one bird rests on the lag bottom it will open out the trap. When all the doves are safely within the stool trap, the lid is closed, to be followed by the lid in the box bottom.

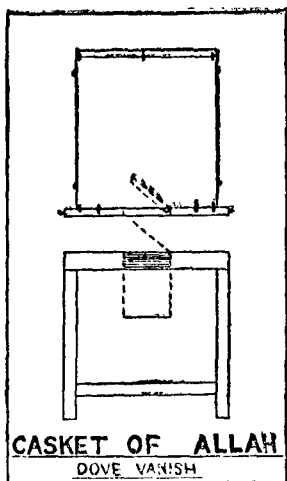
Personally, I do not advise the move of taking off the stool during presentment, as this will, in my opinion, attract attention.

The stool is collapsable, by means of its legs being hinged so as to fold under the top. The drape is made from velveteen.

CONSTRUCTION.

At the top and bottom edges of each side section, short dowels are fitted, and holes are drilled in the lid and bottom to take same. Screw hooks and eyes will hold the sides firmly, when the lid is removed during the presentment.





The trap has been drawn smaller for clearness, actually, this should take up almost the full area of the stool top.

THE LUNG HI RABBIT PRODUCTION.

At all Children party bookings, I always make a special feature of producing, at least, one rabbit, and it is surprising how many Hosts still ask me to include 'Percy' in their bookings. Percy, is the name I give to all my rabbits, and it seems to have become a pet name with the children.

EFFECT.

An assistant enters, carrying a tray, on which a box is attached. The box is removed from the tray, and shown to be empty, indeed a child may even be permitted to have a good look inside. The box is now hooked onto the tray, and both placed onto a table. The box lid is lifted, and out comes the rabbit, to the delight of all the guests, both young and old.

SECRET.

The bottom of the box is hinged to fold inside the box, and this is done, after showing the box to be empty, and before replacing it on the tray. The tray is held diagonally, and is faked by having an inner box fixed to a panel in the centre of the tray.

WONDERS OF THE EAST.

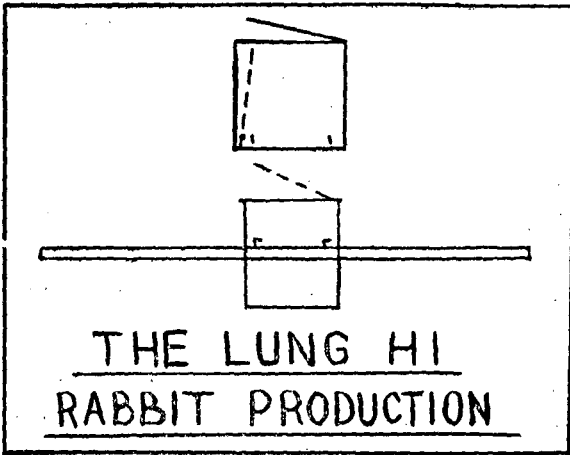
This panel is provided with a lift up door, and is masked by painting contrasting colours on the tray.

Each side of the box is fitted with two screw eyes, and the tray with four square hooks to accept these screw eyes. The reason for these are to prevent the box moving during the loading of the inner box.

After showing the box empty, the bottom is pushed upward into the box, and rests inside the front of the box.

It is now placed on the tray, whilst same is in a slanting position, taking care that the hooks engage in the eyes in the side of the box. The assistant has only to move the tray towards his body when the inner box on the tray bottom will be loaded into the box proper.

If you do not like this way of loading, the assistant may hold the tray by the bottom edge in his right arm in a position that the inner box rests on his forearm. When the box has been safely attached to the tray, he merely lowers it to a level position, when his forearm will load in the inner box, whichever way you desire. the tray is now placed on an ordinary table and you are ready for the climax.



THE LUNG HI
RABBIT PRODUCTION

WONDERS OF THE EAST.

CONSTRUCTION.

The box is made of plywood, and provided with a lift up lid. My model measures 10 X 8 X 8 inches, the tray is made of five-plywood and measures 20 X 14 inches. A panel 8 X 6 inches is cut out of the centre of the tray and two narrow pieces of tin are screwed to the underside of the cut out, to form a ledge to hold the inner box from falling through the tray, This panel is now made into the lid of an inner box and a lift up lid is cut out and hinged the same way as the lid of the outer box. The inner box measures 7 X 5 X 6 inches deep, this allows for the top of the box to be larger than the inner box and will give easy loading.

The tray is held diagonally, the inner box being at the back, ready to be loaded through the tray into the outer box.

DOVE FOOD FORMULA

I have often been asked, how do you manage to keep your birds in such fine condition. That is truly a secret, but the food you give them plays a very important part in their health. It is curious, that, in the seething ocean of books on magic, one would read so little, if any at all

Of the hundreds of magical books in the gigantic library of The Leeds Inner Magic Circle, can one find even the slightest hint on the feeding of doves. I hope this formula will be of use to many of my readers.

- 28 parts of Hemp seed
- 28 parts of Darri
- 28 parts of first size Chick food
- 7 parts of white Canary seed
- 4 parts of white Millet
- 5 parts of red Millet

A USEFUL ACCESSORY.

Some time ago, I witnessed a well known magician perform THE EVOLUTION OF MAN . (Wilford Hutchinson.), and although the effect was very good, and brought good applause, the performer lost much of the effect by the time taken to pin, by means of large drawing pins, cards of different shapes, to the display board.

After the performance I was given an interview with the performer, who told me, he was quite aware of the clumsiness, but as yet had not been able to solve the difficulty of quickly attaching the cards to the board.

I offer my suggestions in the hope that it may be of use to readers, who wishing to perform such effects, have not done so because of the above mentioned difficulty

In the first place, the display board should be made from felt or velvet. At the top and the bottom of the material, nail a wooden lath, this must slightly protrude at the sides. Two further laths are now cut for the sides, and a small hole is drilled near the end of each lath, and small nuts and bolts are fitted to form a frame. Care is taken to see that the material is taut before the final adjustment is made. Rings can be fitted on

WONDERS OF THE EAST.

the top lath, and fly lines could be hooked to same. to hold the board in position. For packing purposes, the side laths can be removed and the material rolled round the top lath. The whole structure is capable of being quickly assembled ready for use.

To the top corners of the cards, small sharp hooks made from ordinary pins are fitted the shaft of the pin is bent at right angles to prevent the hook turning, small gum labels will firmly hold the pins in position

Where it is necessary to superimpose a card partly over another, small slits are cut in the first card into which the hooks of the second card engage.




THE DOVE OF WANG POO

Long before I was born, Magicians performed "The Bird in the Cage" effect, but as times alter, so do magical effects. The main features of this version are thin top and bottom, no spring blind, and no covering needed during presentment.

EFFECT: Standing on a metal tripod at the back of the stage is a small square bird cage, in which a dove is seen. The performer takes out the dove, and causes it to vanish, a pistol shot is fired and the dove reappears in the cage again.

SECRET: Black art is the principle used, and it is assumed that the performer has his black back cloth in position on the stage. If you look at the sketches, you will observe that two wooden flaps are spring-hinged near to the back of the cage. These flaps are hinged, one to the top, and the other to the bottom. They are covered with black velvet, and dummy wires, or lengths of silk twine are fixed to the velvet to represent the back bars of the cage. Running in a small hole drilled into the top and the bottom of the cage is a steel rod, which is capable of being removed by means of a stage pull and a pivotal bar under the cage. To this rod a small hook is soldered, which engages in a screw-



WONDERS OF THE EAST

eye fixed in the top flap. A duplicate dove is behind the B.A. flaps. To prevent the tripod moving, a small screw-eye is screwed into the stage immediately below the pivotal bar, and through this eye the stage pull runs, to an assistant off-stage. Owing to the rapidity of the movement of the flaps, no covering cloth is needed during the presentment.

CONSTRUCTION. My model measures 10in. square, the four wire sides are joined together, the corner rods acting as hinges. Suitable corner rods may be purchased from wireless dealers; these are threaded to fit terminal nuts. At the top and bottom on the sides a strip of brass or tin is provided to which the wires forming the cage are soldered. The top and bottom of the cage is three-plywood, with a length of strip-wood nailed around the edges. In the sketches the pivotal bar to move the releasing rod is shown in an upward position; this is wrong, it should have been shown in a downward position. If you follow the suggestion as given, the cage can be collapsed for packing purposes after your show. The corner rods protrude from the cage top and bottom and nuts are fitted to hold the cage secure.

'WFS' FLAG TROPHY.

This is one of the effects I specially built for my various Coronation bookings, and the applause it received gave me great satisfaction. At the offset, let me warn you, it is a very costly effect to build, and you will require three assistants in addition to a good stage. Any reduction in the size or quantity of the flags will utterly ruin the whole effect.

EFFECT.—The performer enters the stage, bare of the usual appointments except one solitary metal tripod, which is stood centre stage. Three assistants are in attendance, one is standing at the back, and one at each side of the stage. The performer begins by showing his hands to be empty, then produces several streamers of tri-coloured ribbons. These are waved to and fro, then collected into large loops, from which he produces three sets of sprays of flags. These are fitted one on the top of each other, and placed into the clip on the tripod. In rapid succession, he now produces four large flags, which are pulled into mid-air by means of fly lines, then as a final, a very large Union Jack is produced, which fills the entire back of the stage.

WONDERS OF THE EAST.

REQUIREMENTS.—The three sprays of flags are the usual FLAG TROPHY effect sold by all magical dealers; mine is a Davenport. The four large flags each measure four yards by two yards; I use the Red Ensign, White Ensign, Blue Ensign and the Flag of South Africa. A metal ring is attached to one of the top corners of each of these flags. The final flag measures six yards by three yards, and a metal ring is attached to each of the two top corners. The tri-coloured streamers are ribbon one inch wide and five yards long, one end of each streamer is attached to the corner of the three silks, red, white and blue. The tripod is of the usual music stand variety, fitted with a strong spring clip, to hold the base of the largest of the three sprays. The three assistants each have two loading pockets in their costumes; these pockets start at the chest and run under the coats to the armpits; the mouths of such pockets are concealed by means of braiding. Six fly lines are correctly fitted, so that the flags may be pulled into a pre-determined position on the stage.

WORKING.—The streamers are rolled into neat rolls, and placed in the centre of the silks, which have been pleated, and the whole is rolled into a

WONDERS OF THE EAST.

compact ball and secured by a piece of gum strip paper. The three sprays of flags have their respective flags pleated, and each spray is placed side by side, and a length of gum strip paper is placed round them to make a compact parcel. To one of the sprays of the largest set, a thin wire loop is fitted; this loop protrudes at the top of the parcel, and is allowed to rest outside the performer's loading pocket. The large flags are pleated lengthways, then pleated the opposite way; gum paper strips are placed around each to keep in position whilst in the various assistants' pockets; the metal rings attached to the corners are left outside each bundle in a get-at-able position.

The assistants each carry two flags (i.e., the No. 1 assistant has in his left pocket the Red Ensign, and in his right pocket the Blue Ensign; the No. 2 assistant has the White Ensign in his left pocket, and the South African flag in his right; the No. 3 assistant carries the large Union Jack in his left pocket.) The bundle of flag sprays is carried by the performer in a pocket which runs perpendicular at the front of his costume, the wire loop attached to the largest spray is allowed to protrude outside his pocket, the bundle of streamers is carried under his armpit.

WONDERS OF THE EAST.

The performer begins by showing each hand to be empty, first the left and then the right. When showing the right hand to be empty, he pulls up the right sleeve with his left hand, and slightly turning right, gets possession of the streamers. Bringing both hands together, he breaks the paper strip and the streamers unroll. Wave these about until they are fully unrolled, then collect into large loops, taking care such loops are large enough to give cover when procuring the bundle of flags from the pocket. After some practice you should have no difficulty in securing the bundle of flags during the actual looping of the ribbon streamers. The paper strip is broken and the largest of the sprays of flags is produced and passed to the No. 1 assistant, to be followed by the second spray. Whilst the third spray is being produced, the No. 1 assistant, who is standing behind the flag sprays, takes the Red Ensign out of his pocket, and holds it behind the flags in such a position that when the performer passes him the third spray, he may take the large flag from his hand under the cover of the looped streamers which he holds. The streamers (looped) are again waved about and the

WONDERS OF THE EAST.

red flag is produced. At this juncture the No. 2 assistant comes forward with the end of the fly line, and quickly hooks the snap hook to the ring on the corner of the flag, and whilst the flag is being pulled into position he repeats the move of the No. 1 assistant (i.e., takes out the white flag and holds it behind the red flag, ready for the performer to get it). This is repeated with the Blue Ensign and the South African flag. When the South African flag is being pulled into its position the No. 3 assistant takes out of his pocket the large Union Jack, and passes it to the performer • under the cover of the moving flag. The No. 1 and No. 2 assistants each bring the end of the final pair of fly lines and hook same to the Union Jack; a signal is given, and the climax is reached. After some practice your assistants should be able to pass you the flags without being seen, or any undue movements.

**THE
MAGIC
MARKET.**

Please mention this book when writing to Advertisers


GOLDSTON'S MORE EXCLUSIVE MAGICAL SECRETS.

A few copies offered at the low price of 2/- (value £ 4/4/-)

These copies do not contain locks.

SPECIMEN COPY OF
GOLDSTON'S MAGICAL QUARTERLY

Post paid 7d.



Sale list free

WILL GOLDSTON LTD

14, GREEN STREET. LEICESTER SQUARE.

LONDON W C

Phone; HOLborn 9012.

Established 1898.

L. DAVENPORT, & CO.

MANUFACTURERS OF MAGICAL APPARATUS,

JOKES, PUZZLES, NOVELTIES, ETC.

204 HIGH HOLBORN W C I.



With this splendid piece of apparatus you can produce coin after coin as required. Pin under your coat and by just pressing the lever a coin drops into your hand PRICE with Coins 7-6 Post Free

Read the DEMON TELEGRAPH. Published monthly. contains all the latest news and Novelties. FREE TO CUSTOMERS

Small lists free. Our New Gold Cover Catalogue is the largest Catalogue in the Magical Business today, Over 400 pages. Price 1-6

Sent free with all orders to the value of £1.

Send for Free Copy of the DEMON TELEGRAPH

MASKELYNE'S MYSTERIES. 204. HIGH HOLBORN.W.C.I.

A PERFUMED PROBLEM



We are pleased to announce that we have obtained the exclusive rights for our customers.

In this startling presentation of " Auto-Suggestion " the Performer, with nothing in his hands and using no assistant, announces he will cause any number of spectators to inhale the perfume of their favourite flower by sheer suggestion.

He asks each spectator, in turn, to name a flower & taking the handkerchief of the spectator, makes a pass over it and hands same back immediately, requesting him or her to concentrate on the selected flower.

The extraordinary part is that the spectator at first smells absolutely nothing and it is only after a few seconds, by concentrating, that the perfume is emitted from the handkerchief.

This new act, which can be performed anywhere, Stage, platform, drawing-room, etc. , will be a veritable trump card to those who pride themselves on being up-to-date and want the newest.

A Perfumed Problem is not an old trick modernised. It is a Real Novelty which you will be proud to present and will gain a reputation for you among any class of Audience. THE PRICE IS 20/- Complete with Instructions

L. DAVENPORT & CO. and MASKELYNE'S MYSTERIES,
204, HIGH HOLBORN, LONDON, W. C. 1.

The Little Magazine of Sterling Value.

The Conjurers Chronicle

Subscription 2/- yearly

U.S.A. 50 cents. Clean U.S.A. unused postage stamps accepted. Yearly subscription only.

Single copies not supplied

VOLUME 19 commenced June 1937, Published alternate months. Six copies to the year,

Contains New Effects, Advance Book news, and interesting matter.

GRAHAM ADAMS' CARD WORK in serial form commenced in Volume 15. This work includes, Bottom Dealing, Second Dealing, Dealing Bottom Cards with one hand and excellent Routine and effects as presented by Mr. Adams at the Annual Seances of the Magical Societies in Great Britain. The items are suitable for Club Work, Drawing Room, and small Stage, or Platform. This work continues throughout Vols. 16. 17. 18. and 19.

THE CONJURERS CHRONICLE is known throughout the World of Magic for its excellent effects, and testimonials have been received from all parts including U.S.A. France Germany, Italy, Norway & Sweden, Austra, India, Australia, New Zealand, Ireland, and Great Britain.

IF YOU are a Card Conjurer, Then you will find Graham Adams effects of special interest

IF YOU are a Drawing-room or Platform Magician, you will find many excellent effects by prominent Conjurers

IF YOU are a Book collector, you will find our advanced Book News and articles of special interest,

IF you are not a performer, but a keen student of magic, You will find much to interest and entertain you in our articles and news

Why should you hesitate to subscribe ? **DO IT NOW** and ensure getting details of our new effects first hand, also Bargain lists with each issue.

Send for our latest lists post free

WILFORD HUTCHINSON,
45 MONTAGUE ROAD
ASHTON - UNDER - LYNE

HARRY LEAT.

26, BURMESTER ROAD

LONDON. S.W. 17.

Phone: WIMbledon 3490.

OUR LATEST EFFECTS ARE ALL WINNERS.

FOLLOW THE FAG. Price 7/6 post free.

An effect with cigarettes. Described in leaflet 51.

PRIZES. Price 7/6 post free.

A 20th. Century effect with humorous patter.

S' NO WHITE. Price 21/- post free.

An effect based on the popular cartoon film.

LEAT'S latest attache table. Price 50/- post free.

Far ahead of all other attache tables.

CATALOGUES PRICE 1/- EACH POST FREE;

No matter where you live

IT WILL PAY YOU TO JOIN US

**THE LEEDS INNER
MAGIC CIRCLE.**

**ENCIRCLES THE
BRITISH ISLES.**

**WE CAN
NOW SUPPLY
BLOCKS FOR
ALL PURPOSES.**

LINE BLOCKS from 4 d. per square inch

HALF-TONES (on zinc) from 6 d. per sq. in.

HALF-TONES (copper) from 9 d. per sq. in.

**ALSO
STEREOS & ELECTROS**

LEEDS MAGIC CIRCLE

DEPARTMENT OF PROCESS ENGRAVING

ABBOTT'S MAGIC NOVELTY CO.

Colon,

Michigan,

U-S-A.

THE MAGIC CAPITOL OF THE WORLD.

Free for the asking

NO. 4 CATALOGUE
320 PAGES OVER 700 Illustrations

Send for

THE TOPS MAGAZINE

Published monthly. Never less than 45 pages, Contains original
Tricks, News, and Interesting articles etc, 4/- per year

The largest Manufacturers and Dealers of Magic in America.

Fully equipped workshops, printing plant, elaborate show-rooms all
under one roof

**SATISFACTION IS OUR PLEDGE
TO YOU**

Magical Effects and Books

THAT YOU SHOULD HAVE

THE CHINESE CASHBOX A new Oriental effect with an interesting patter-story. Full details on request
PRICE 14/- postage 6d

INVISIBLE POWER A baffling mental effect in which a pack of Alphabet Cards is used, and a word (unknown in advance to the performer) is selected from several others on a large card. Performer at once takes cards from the alphabet pack to make up this mentally chosen word. No questions asked at any time. A remarkable feat of mental magic
PRICE with everything necessary including high grade Alphabet Pack (Butterfly back design) 6-6 postage 4d.

PROUDLOCK'S ROUTINE WITH THIMBLES The only printed book dealing with a complete routine as performed by a well-known magician. With 100 Illustrations, mostly from photographs. PRICE 5-6 postage 3d.

PROUDLOCK'S VERSION OF THE SYMPATHETIC SILKS Never before has this wonderful silk mystery been so fully explained. Includes all the moves and knots as performed by Proudlock 38 Diagrams. Very little else but the silks themselves are required, and you are ready to work anywhere. As effective close up as on the best stage. Price of Book 5/- postage 3d.

Rope for rope tricks 1-9 per 36 ft. hank, post 3d.

Rubber Cigarettes 9d. per box of five, post 2d.

Steamboat packs 1-6 each, post 3d.

Send 2 d. in stamps for lists, and mailing service.

EDW. BAGSHAW & CO.
SOUTH LODGE LAMPTON ROAD.
HOUNSLOW LONDON

THE MAGIC WAND AND MAGICAL REVIEW

M. J. O. D. March, June, October, December.
Every quarter the Magic Wand brings you something
worth while.

The subscription post paid to any part of the world is 10/6
Oversea currency is accepted at current rates of exchange.

**The Magic Wand Office
24. Buckingham Street,
Strand, LONDON. W C 2**



THE LEEDS INNER MAGIC CIRCLE

Application for Membership

Name Age

Address

Trade Prof. Name

Are you a member of any other magical club in LEEDS ?

Have you ever been ? If so, when did you resign ?

If this application is successful, are you prepared to give an assurance, that at all times you will defend and preserve secrets in magic ?

Are you willing to abide by the rules of this Circle ?

Signed

Date19.....

Hon. Secretary W. Geary. 'Parkside' Dewsbury Road LEEDS. II.