


The Sensational



SPIRIT
CABINET

A
SUPREME ACT
MAGIC
PUBLICATION

SUPREME MAGIC:

THE SENSATIONAL

SPIRIT CABINET ACT

A Succession of Surprises!

You are now in possession of the secret of a most appealing and unusual presentation, one that can form a complete and highly entertaining act, or it can be used as a novel interlude in any magic programme.

We give you the special tie from which you can release yourself instantly, and as quickly as a wink; also the patter outline and suggested routine. Individual performers will alter and adjust the routine to their own preference. Although we refer to a cabinet, (and, if desired, a simple skeleton frame draped with curtains can be used), an ordinary screen or screens can replace the cabinet effectively. The screens are easy to carry and to erect, and in any event, are nearly always available at halls, hotels, schools, etc. without the necessity of carrying your own; thus with the minimum of props you are able to present a big feature.

The act is released in Great Britain by arrangement with the Abbott Magic Co. of America, and is a modern seance with a tie that is like lightning for speed, and yet very convincing. Any number of knots may be used, and the knots sealed, the ends of the rope made secure to the back of the chair on which the medium is seated.

The cabinet or screens are placed around the performer for the tests. A card has been selected prior to the performer being tied, and returned to the deck. Now the pack of cards is placed between the performer's teeth. Seconds later, cards come flying over the top of the cabinet, with the exception of one card which, when the performer is exposed to view, is seen between his teeth!

Our routine includes a message on a slate, knots appearing and disappearing in a borrowed handkerchief, bells ringing, tambourines jingling. The entire act is easy to do, with no strenuous exertion. We feel it is the most complete act of its kind ever released.

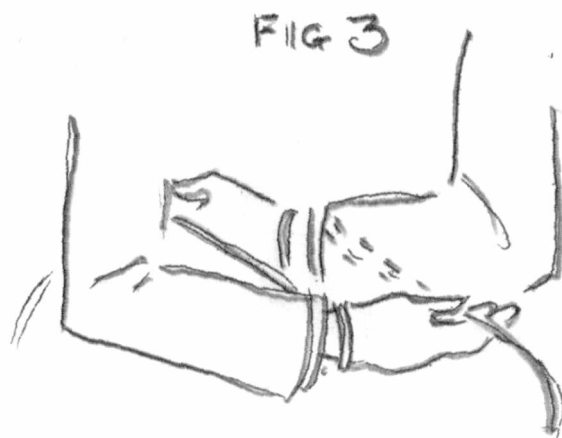
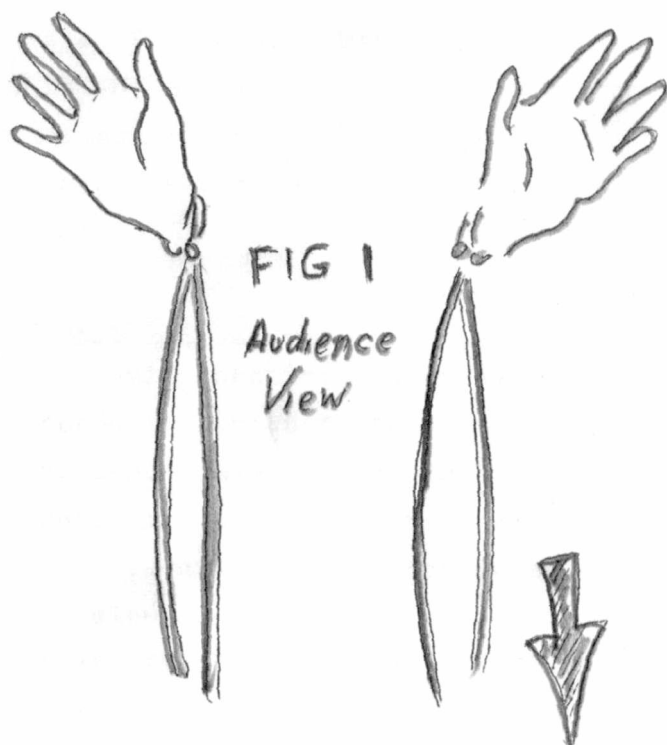
Ideally, the act is best for two persons to present, one person playing the part of the Medium, the other 'presenting' the act, and handling the committee. However, with adaptation, the act can be presented solo if desired.

THE SPECIAL TIE

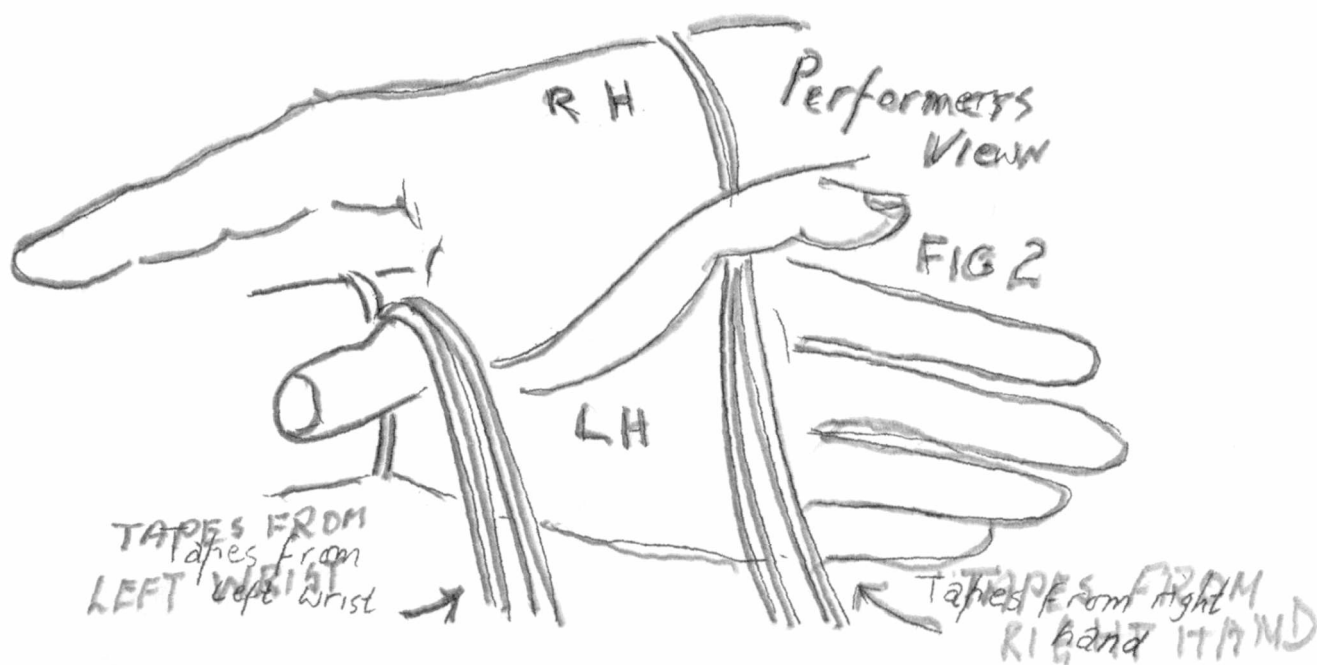
Tapes or rope may be used for the tie. Each wrist is first tied separately with genuine knots as shown in our illustration on page 4. Our second illustration shows how the tapes are manipulated as they are being drawn around the body. Note the position of the thumbs. In the action of folding the arms, the root (crotch) of the right thumb is engaged in the tape hanging from the left wrist, and the root of the left thumb is engaged in the tape hanging from the right wrist. This is done in one continuous movement, and as far as the audience are concerned, you have merely folded your arms. The moves are completely covered by a little misdirection as you turn your back slightly towards the audience, for the rope or tapes to be tied securely behind your back. After the ropes have been tied separately around the wrists, knots can, if you desire, be sealed, the knots at the back being sealed in similar manner. The loose ends of the ropes or tapes are now firmly tied around the top rung of the chair. If desired, your legs may also be tied to the chair. No release of the legs is necessary during the routine. It is only a question of folding the arms to be in a position to operate the different effects. The tighter the committee draws the arms to the body, the more room you have to operate the different effects. The appearance of the tie to the audience is that the arms are tightly drawn across the body, the tape from the left wrist passing round the right side of the body, and the tape from the right wrist passing around the left side of the body, when in reality the tapes from the right hand passes around the right side, and the tapes from the left hand passes around the left side. The further tying at the back and to the chair seems to really ensure the impossibility of your being able to move.

THE INTRODUCTORY PATTERN

"Ladies and gentlemen, no doubt you have heard of the Fay Sisters, who startled the spirit investigators of their day with their spiritualistic seance. Many believed that the sisters possessed some extraordinary powers, while others were of the opinion that the manifestations were the results of some form of trickery. It is my intention at this time to duplicate



As hands pass each other thumbs engage tapes on opposite wrists



this famous act, but I will leave it to you to form your own conclusion as to the modus operandi employed. For the success of this demonstration, a committee of at least three or four members of the audience is necessary, as the entire seance will be performed under the most rigid test conditions."

THE ACT CONTINUES:

Having obtained the assistance of three or four members of the audience, conduct them on to the stage, where chairs should be ready for their convenience. Have the cabinet or screens examined, also the tapes or rope which are to be used for the tie. Then proceed to allow the spectators to tie you up, and to the chair as already detailed. The front of the cabinet is closed, or screens placed around, and members of the audience are told that after the various manifestations occur, they can, as quickly as they like, remove the screens or open the cabinet, in an effort to try to catch you at any deception. The various effects then take place. If the card test is used, you will have a card chosen when the committee is on stage, and prior to your being tied. Bring the card to the top of the pack or, if you wish, secretly glimpse this. The whole routine is extremely adaptable, and many ghostly effects will suggest themselves.

The following is the routine suggested by Percy Abbott:

ROUTINETHE CARD EFFECT.

As soon as the screens are placed around him, the medium removes the deck, placing the top card only between his teeth, and throwing the remainder of the pack over the top of the cabinet. The front of cabinet is opened and it is seen that he has the selected card between his teeth!

THE HANDKERCHIEF KNOT.

If desired, it is easy for you to knot the handkerchief which has been placed on your lap, throwing this over the top of the screen. However, for speed, Abbott suggested the following:

The medium has a man's white handkerchief with knots already tied in

in same in his inside jacket pocket. A handkerchief is borrowed and placed on the knees, the curtains being closed. Immediately the borrowed handkerchief is pushed down between the legs and out of sight, the knotted handkerchief being removed from the pocket and tossed over the top of the cabinet. Many knots should be tied in this handkerchief so that its identification is literally impossible. It would obviously be impossible for so many knots to have been tied so quickly in the handkerchief by normal means. Have the knotted handkerchief placed back on the knees, the front of the cabinet again closed, and the medium replaces the knotted handkerchief in the pocket as the original handkerchief is thrown over the top of the cabinet, or it could be tied around the medium's neck, giving a good comedy finish to the sequence, the spectator having to untie the knots to remove it.

BELLS AND TAMBOURINES.

Examined bells or tambourines may be placed on the knees, these being jingled about and finally tossed over the top of the cabinet. If the medium is seated near the front of the cabinet, these may be jingled through the cabinet opening at the front, before being tossed out.

THE SEALED WATCH TRICK.

If you decide to present this test, (and there is no doubt about its extreme effectiveness) it will be necessary to have an assistant to handle things on stage; or alternatively, to make the necessary arrangements prior to your being tied up.

The apparatus consists of two cloth bags, the smaller one being placed inside the larger one. These two bags are shown as one, and may be turned inside out. In straightening the bag out, the mouth of the inner bag is pushed over to one side. Now a watch of any type is borrowed from a member of the audience, this being dropped into the bag by the spectator. Thanks to the mouth of the inner bag being to one side, this watch is now in the outer one. The mouths of the bags are bunched together, the smaller one being pulled out about two inches and held so that it can be tied by the spectator. The hand or fist hides the edges of the larger bag while this is being done. The mouth of bag is securely tied up and knots may be sealed, the bag then being placed on the floor of the cabinet, so

that when you are inside it and the curtains are drawn, the sealed mouth of the bag protrudes from it. The spectator who loaned you the watch is called forward to hold securely the top of the bag. Inside the cabinet, the medium pulls the larger bag away, removes the watch and places it in his waistcoat pocket, placing the bag in any other pocket out of the way. When the cabinet is opened, spectator discovers that the watch is no longer in the sealed bag, which he is allowed to examine thoroughly. He is told to check the medium's pockets, and the watch is found safe and sound there.

Instead of having the bag placed on the floor, where it may be difficult to get hold of it, if desired this can be gripped between the knees, or if you are using an assistant, he or she can handle the sealing of the bag etc. during the routine, the bottom of the bag then being pushed through the cabinet opening to enable you to procure the watch, and to secrete this on the person.

ANOTHER CARD TEST.

A pack of cards is shuffled by members of the audience and placed on the medium's knees, front of cabinet being closed. When the cabinet is re-opened a second later, the pack has been divided into two packets, one containing all red cards, one all black. Only one pack of cards is used for this novel feat, and this is nothing more or less than an ordinary stripper deck (a pack of cards which has been cut with a side taper). Prior to the performance the cards have been separated so that all the red cards are around one way, the black around the other, so magician is able easily to run his fingers along the edges of the cards, separating out with one simple move the red cards from the black. The only thing to watch is that during the preliminaries, the spectators give the cards an overhand shuffle and not a riffle shuffle (this shuffle is not in frequent use anyway) so as not to turn the cards end for end.

KNOTS IN A ROPE.

A piece of rope is shown and placed on the magician's knees, any number being called for. Cabinet is closed, the rope being thrown over with the required number of knots tied in it. You will find it an easy matter to tie a small number of knots on the piece of rope, throwing this over the

top of the cabinet. Alternatively, a few pieces of rope with different numbers of knots tied in them can be on the person, the correct one being pulled out and tossed over, the other one being hidden on the person.

A COMEDY FINISH

Percy Abbott suggested using a stooge or plant from the audience, making a novel and highly amusing finish possible. At the end, this stooge is asked if he would like to remain in the cabinet to see how the manifestations occur! Immediately the curtains are closed, he calls out "Let me out! Oh! don't do that! etc." Taking off his coat inside the cabinet, he throws this over the top, next his waistcoat. Whilst this is going on, the medium unties the ropes. Using this presentation, the knots are not sealed. Alternatively, the rope can be cut off and placed out of sight in the pocket. When the medium is free, the plant pushes through the front of the cabinet, quickly picking up his clothing and running down the aisle and out of the theatre, the medium then walking from the cabinet free from his bonds. The committee is ushered from the stage to their seats, with many thanks for their help.


Ideally, the Spirit Cabinet Act can be used with the assistance of a young man or lady who plays the part of the medium, the magician directing the various operations; but if desired, it can be presented as a one-man act.

Give it a little care in presentation, and you will find this a really baffling feature that can be a high spot in your programme.

Published and Copyright by....

The Supreme Magic Co.,
64, High Street,
Bideford. Devon.

EX LIBRIS



WILL ALMA
M.I.M.C. (LONDON)